

JMGO |  Google TV

PicoFlix

Quick Start Guide

EN

Thank You Letter

Thanks for the recognition of the JMGO projector, what is presented to you is one of our proudest works. We believe that when the product is on, you can also feel our passion for it. This product is not just an audio-visual device, we hope it can give ordinary walls more room for imagination and become important companion in your life.

Over the past ten years, we have focused on core component development and continuously improved product experience, and have grown into a leading company in the smart projector and laser TV industries. If you like this product, welcome to share its using experience, so that more people can join the big family of JMGO.

Founder of JMGO
Eric Hu

Chairman:

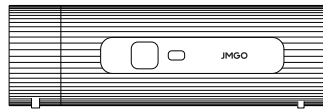


Safety Notice

- Read this product manual thoroughly before attempting to use this product. Store the product manual in a safe location so it may be referenced at any time.
- Do not look directly into the light source lens of the device, as intense light may damage your eyes.
- When the projector is working, do not block the projection lens with any object.
- If you encounter an issue with the product, do not attempt to disassemble it without authorization. Contact professional after-sales personnel to resolve the issue.



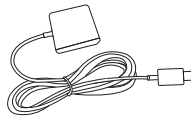
Scope of Delivery



Projector Body



Remote Control



Power Adapter

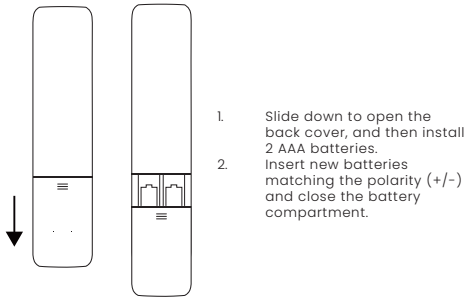
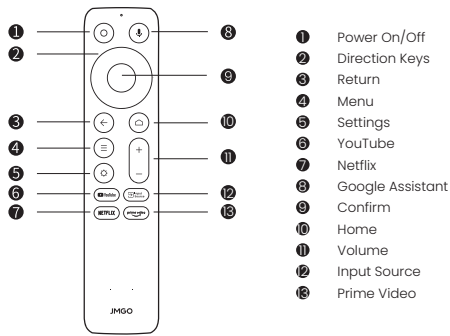


Quick Start Guide



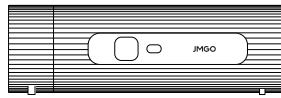
AAA Battery
x 2

Remote Control

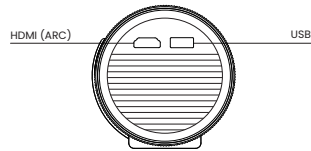
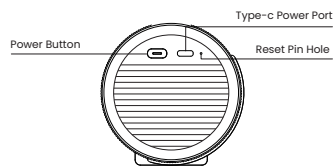


*After the projector is turned on, press and hold the and the on the remote control for 3 seconds at the same time to enter Bluetooth pairing.

Product Manual

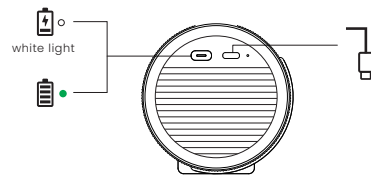


Projector Body

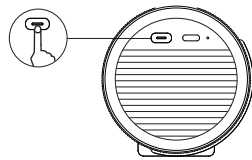


Charging and Power On

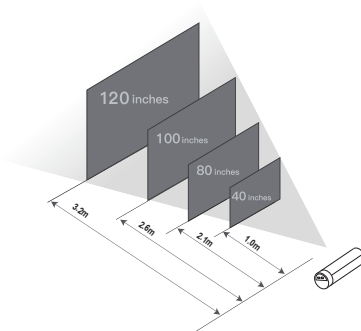
- Before first use, please use the included adapter to fully charge the projector.



- Power on: The power button is a physical button, short press to power on.



Projection Size & Distance



Safety Warning:

This product contains the built-in battery. It is forbidden to disassemble, impact against or squeeze the product or throw it into the fire. In case of serious swelling, DO not continue using the product. It is forbidden to use the product if the battery is soaked in water. Avoid placing the product in a high-temperature environment. Do not use any damaged chargers or batteries. RG1 IEC 62471-5:2015

Google TV is the name of this device's software experience and a trademark of Google LLC.
Google and YouTube are trademarks of Google LLC.
Google Assistant is not available in certain languages and countries. Availability of services varies by country and language.

Download and Install of "JMGO App"

- JMGO App is a mobile application for multi-screen interaction with JMGO projector. Using JMGO App can help you obtain better projection experience.
- Mobile phone for remote control—the mobile phone is also a remote control with JMGO App, and the projection remote control is more convenient.





This device complies with Part 15 of the FCC Rules. Operation is subject to the following two conditions:(1) this device may not cause harmful interference, and (2) this device must accept any interference received, including interference that may cause undesired operation.

Note: This equipment has been tested and found to comply with the limits for a Class B digital device, pursuant to part 15 of the FCC Rules. These limits are designed to provide reasonable protection against harmful interference in a residential installation. This equipment generates, uses and can radiate radio frequency energy and, if not installed and used in accordance with the instructions, may cause harmful interference to radio communications. However, there is no guarantee that interference will not occur in a particular installation. If this equipment does cause harmful interference to radio or television reception, which can be determined by turning the equipment off and on, the user is encouraged to try to correct the interference by one or more of the following measures:

- Reorient or relocate the receiving antenna.
- Increase the separation between the equipment and receiver.
- Connect the equipment into an outlet on a circuit different from that to which the receiver is connected.
- Consult the dealer or an experienced radio/TV technician for help.

FCC Radiation Exposure Statement

This projector complies with FCC RF radiation exposure limits set forth for an uncontrolled environment. This device should be installed and operated with a minimum distance of 20cm between the radiator and user body. This transmitter must not be co-located or operating in conjunction with any other antenna or transmitter.

FCC WARNING: This equipment may generate or use radio frequency energy. Changes or modifications to this equipment may cause harmful interference unless the modifications are expressly approved in the instruction manual. The user could lose the authority to operate this equipment if an unauthorized change or modification is made.

This remote has been evaluated to meet general RF exposure requirement.

This remote can be used in portable exposure condition without restriction.



Manufactured under license from Dolby Laboratories. Dolby, Dolby Audio, and the double-D symbol are trademarks of Dolby Laboratories Licensing Corporation.



The Bluetooth® word mark and logos are registered trademarks owned by Bluetooth SIG, Inc. and any use of such marks by [licensee name] is under license. Other trademarks and trade names are those of their respective owners



EU Declaration Conformity

Hereby, SHENZHEN HOLATEK CO., LTD. declares that this device is in compliance with the essential requirements and other relevant provisions of Directive 2014/53/EU. In accordance with Article10(2) and Article10(10), This product is allowed to use in all EU member states. A complete declaration of conformity can be obtained at: <https://smart.jmgo.com/>

The device can operate in EU Member State without restricted.

AT	BE	BG	HR
CY	CZ	DK	SE
EE	FI	FR	DE
EL	HU	IE	LI
IT	LV	LT	LU
MT	NL	PL	ES
PT	RO	SK	SI

The device is restricted to indoor use only when operating in the 5150 to 5250MHz frequency range.

Warnings

1. EUT operation temperature range: 0°C to 35°C.
2. Do not store the device in temperatures lower -20 °C and higher than 60 °C.
3. Adapter shall be installed near the equipment and shall be easily accessible.
4. To power the device, Please use a matching power supply adapter offered by the authorized producer, unauthorized adapter may cause charger exploding or damage the machine.
5. Plug the adapter power socket in 100-240VAC socket, others may cause charger exploding or damage the machine. The plug considered as disconnect device of adapter.

Adapter:

Input: AC 100-240V 50/60Hz 2.0A

Output: 24V \approx 4.17A 100W

Technical description:

Rating: 24V \approx 4.17A

Frequency Range: Bluetooth: 2402-2480MHz

2.4G WiFi (20 MHz): 2412 - 2472 MHz

2.4G WiFi (40 MHz): 2422 - 2462 MHz

5G WiFi(H20): 5180 - 5240 MHz

5G WiFi(H40): 5190 - 5230 MHz

5G WiFi(H80): 5210MHz

5G WiFi: 5745 - 5825MHz

Transmit Power: Bluetooth: 3.32dBm EIRP

2.4G WiFi: 15.03 dBm EIRP

5G WiFi: 17.88 dBm EIRP

Radiation Exposure Statement

This device complies with RF radiation exposure limits set forth for an uncontrolled environment. This transmitter must not be co-located or operating in conjunction with any other antenna or transmitter. This device must operate with a minimum distance of 20 cm between the radiator and user body.

After-Sales Service Policy

Shenzhen Holatek Co., Ltd. (hereinafter "JMGO") formulates its after-sales policies in strict accordance with relevant laws and regulations to provide the "three guarantees" of repair, replacement and return.

Warranty Policy

Service Period: The validity period of "three guarantees" commences from the date of purchase or the date of receipt of the package. If the product experiences a performance failure, the package must be returned within 30 days. The projector is guaranteed for 1 year.

Scope of Warranty	Warranty Content	Warranty Period
Projector	The projector and its constituent components	1 year
Accessories	Separately sold accessories and internal accessories	1 year

*Note: The warranty period shown in the table above is distributor recommendation only. Specific local laws and regulations shall prevail. If you encounter any problems or want to know more about the after-sales information, you can email after-sales@jmgo.com for advice.

Non-Warranty Policy

This product is not covered by warranty in the following circumstances: The validity period of "three guarantees" has been exceeded; maintenance, misuse, collision, negligence, abuse, liquid ingress, accident, alteration, disassembly, or improper use of accessories has been carried out without authorization from JMGO; quality problems have occurred due to the installation of unauthorized software; or labels, device serial numbers, or anti-counterfeiting labels have been destroyed or altered; the model of the "three guarantees" certificate does not match or the model of the damaged product, or has otherwise been altered; damage caused by force majeure; damage caused by use in environments that do not conform to the specifications of the product manual; damage caused by use in environments that do not conform to the specifications of the product manual; failure or damage caused by computer viruses, hacker intrusion, or other malicious intrusions; damage caused by the use of software that is not authorized by JMGO.

Three Guarantees Policy

Return or replacement will not be provided in the following circumstances: Damage caused by human action; missing or damaged packaging; or missing or damaged internal components. When seek for return or replacement, please return all provided accessories as well (including but not limited to product accessories, gifts, warranty cards, manual, etc.). To ensure a smooth return or replacement process, we recommend that you keep the outer packaging, accessories, and any free gifts provided with the products for 30 days from the date of receipt. JMGO has the right to refuse the return or replacement of products that do not meet the replacement requirements or exceeded the warranty period. Back up your personal data and applications before seeking replacement or repair. The maintenance process may result in the loss of your personal data and applications. JMGO will protect your personal privacy but takes no responsibility for any damage or loss of personal data and applications resulting from the repair or replacement process.

After-Sales Service Channels

If you encounter any problems while using the product, contact us through one of the following channels:

After-Sales Website: <https://smartjmgo.com/>

After-Sales service email: after-sales@jmgo.com